





# Multi-Factor Authentication (MFA)



AMA Queensland Digital upgrade






## What is Multi-Factor Authentication (MFA)?

**MFA is an added layer of security used to protect your AMA Queensland account. It requires you to verify your identity using both your phone and email.**


AMA Queensland **Digital upgrade**



# How to opt-in to MFA



AMA Queensland Digital upgrade



## MFA Opt-in

As per AMA Queensland's upgraded security policy, it is mandatory to Opt-in to Multi-Factor Authentication (MFA).

Please click on Opt-in and then verify your Email and Mobile phone.

[Opt-in](#)

**In this tutorial, we will show you how to opt-in to MFA on our new website.**

## MFA Opt-in

As per AMA Queensland's upgraded security policy, it is mandatory to Opt- in to Multi-Factor Authentication (MFA).

Please click on Opt-in and then verify your Email and Mobile phone.

Opt-in



**When you log into the new website, you will see a pop-up notification prompting you to opt-in to MFA.**

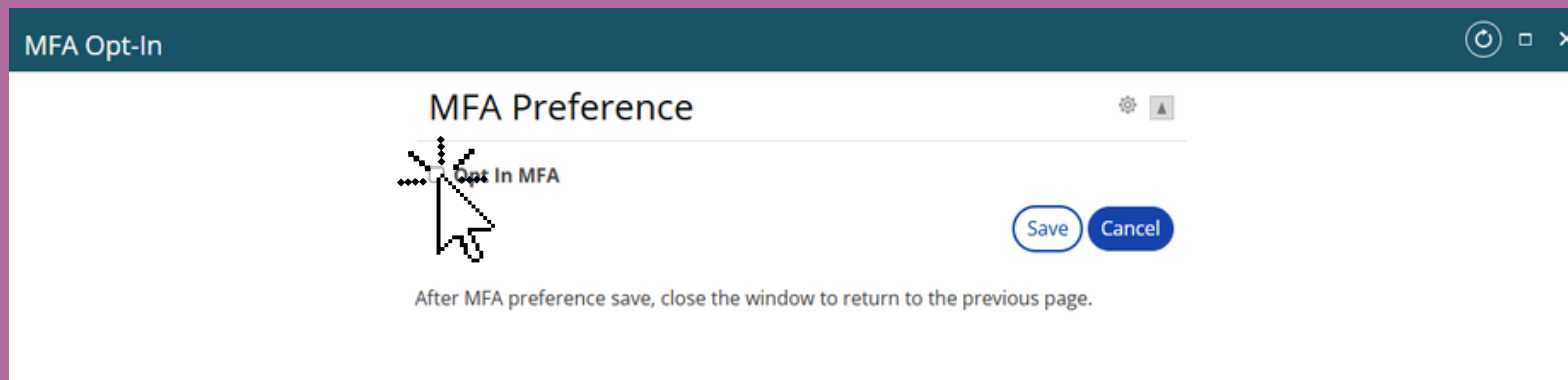
## MFA Opt-in

As per AMA Queensland's upgraded security policy, it is mandatory to Opt-in to Multi-Factor Authentication (MFA).

Please click on Opt-in and then verify your Email and Mobile phone.

**OPT-IN**

Click on the blue **OPT-IN** button to begin the setup.



Check the  *Opt In MFA* box.

MFA Opt-In

### MFA Preference

Opt In MFA

Send code via Email **Verify**

Send code via SMS Text Message **Verify**

**Save** **Cancel**

After MFA preference save, close the window to return to the previous page.

Click on the **Verify** button next to the Email option.



Provide verification code received

Verification code sent to: [Your email address](#)

Enter 6 digit code here:

0	0	0	0	0	0
---	---	---	---	---	---

**SUBMIT** CANCEL

The above pop-up will appear. Check the email connected to your account for the 6 digit code and submit.

MFA Opt-In

### MFA Preference

Opt In MFA

Send code via Email [Verify](#)

Send code via SMS Text Message [Verify](#)

[Save](#) [Cancel](#)

After MFA preference save, close the window to return to the previous page.

Click on the [Verify](#) button next to the SMS Text Message option.



### Opt-in for MFA code through SMS Text Message

Make sure you keep your mobile number updated in your profile in to receive SMS Text Messages.

[Privacy Policy](#)

AGREE

DO NOT AGREE

The above pop-up will appear for you to agree to the T&Cs.

Provide verification code received

Verification code sent to: **Your phone number**

Enter 6 digit code here:

SUBMIT

CANCEL

Check the phone number connected to your account for the 6 digit code. Select submit.

MFA Opt-In

### MFA Preference

Opt In MFA

- Send code via Email
- Send code via SMS Text Message


Check the  boxes next to both communication methods. Press  .

MFA Opt-In

### MFA Preference

- Opt In MFA
  - Send code via Email
  - Send code via SMS Text Message

[Save](#) [Cancel](#)

 Successfully updated

After MFA preference save, close the window to return to the previous page.

Once you receive the green *successfully updated* notification, your setup is complete.



*You're  
All Set!*

AMA Queensland Digital upgrade